

ZONEX™ ATEX- AND IECEX-CERTIFIED, TYPE 4X, HINGED COVER

FEATURES

- 10-mm brass internal/external bonding provision
- Type 316 stainless steel quarter-turn latch with slotted insert
- Large 3-mm-thick, flat gasketed gland plate(s)
- Continuous seal gasket on door and gland plate(s)
- Hardware for panel and bonding provisions included
- Operating temperature range: -40 C to +70 C standard polyurethane gasket

SPECIFICATIONS

- Fabricated from Type 316 stainless steel
- 3-mm thick individual welded-on top and bottom wall-mounting brackets
- Increased safety: Ex e. IECEx e certified

FINISH

#4 brushed finish

ACCESSORIES

Panels
 Security inserts and handles
 Gland Plates
 Stopping plugs
 Vent/drains
 Hazardous Location Thermostat
 Hazardous Location Heater

NOTES

Intrinsically safe terminal blocks can be installed in populated non-standard enclosures.
 IECEx populated enclosures require IECEx-certified components specifically listed in Certification (See IECEx SIR 09.0100 for more detail).

MODIFICATION AND CUSTOMIZATION

Hoffman excels at modifying and customizing products to your specifications. Hoffman offers a ZONEX-specific modification program with ATEX certification. Contact your local Hoffman sales office or distributor for complete information.

Material changes: Type 304 stainless steel, painted mild steel or aluminum
 Gasket changes: High-temperature silicone gasket
 Side-mount brackets available
 Holes and cutouts
 Paint
 DIN rails
 Ground bars
 Terminal block installation and marking
 Tagging
 Accessory installations: drain/breathers and stopping plugs

BULLETIN: HL
INDUSTRY STANDARDS
ATEX Directive 94/9/EC
ATEX

Sira 09ATEX3224U
 Ex e IIC Gb
 Ex tb IIIC Db IP 66
 EN60079-0:2009
 EN60079-7:2007
 EN61241-0:2006
 EN61241-1:2004

IECEX

IECEx SIR 09.0099U
 Ex e IIC Gb
 Ex tb IIIC Db IP 66
 IEC 60079-0:2007-2010
 IEC 60079-7:2006-2007
 IEC 61241-0:2004
 IEC 61241-1:2004

Type 4, 4X, 12; File No. E61997
 cUL C22.2 No. 94 Listed; Type 4, 4X, 12; File No. E61997

NEMA/EEMAC Type 4, 4X, 12
 IEC 60529, IP66

APPLICATION

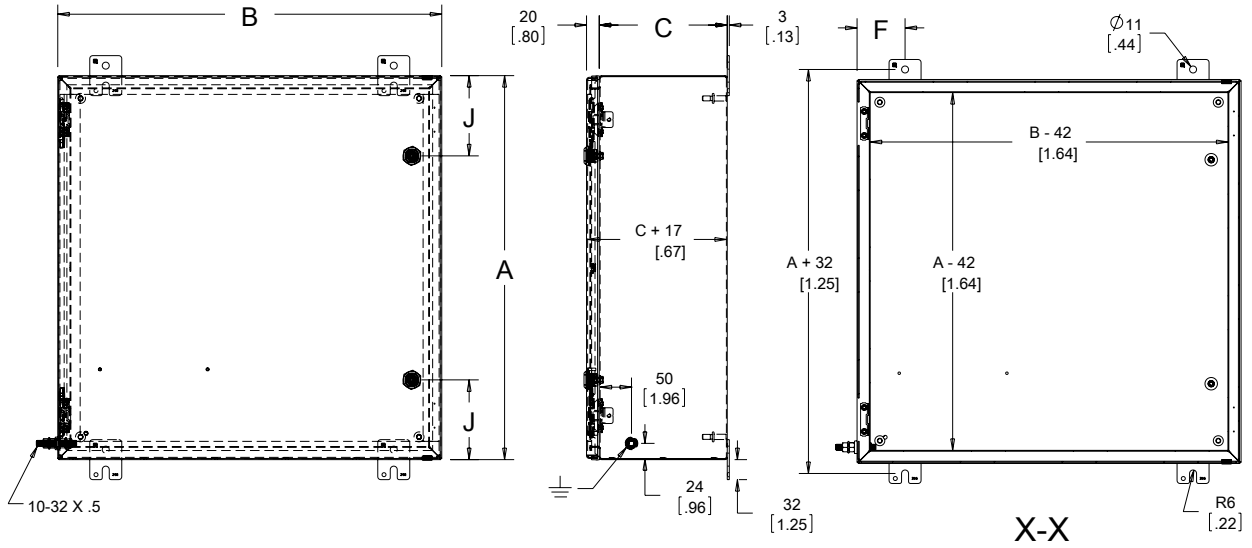
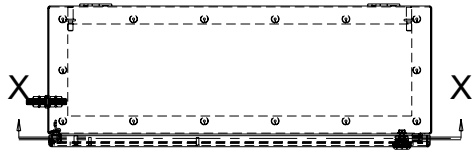
ZONEX™ Enclosures are designed and certified to meet ATEX Directive 94/9/EC as well as IECEx standards for increased safety in housing electrical components in Zone 1 and Zone 2 applications.

Hoffman's ATEX Ex e enclosures are not intended for use in explosion-proof or flame-proof applications.



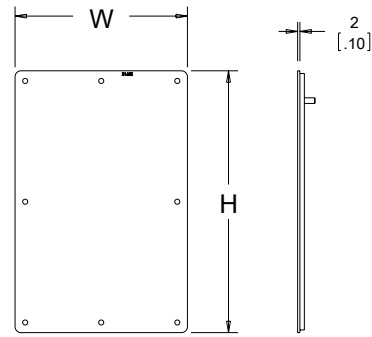
Standard Product

Catalog Number	AxBxC mm/in.	F mm/in.	J mm/in.	P mm/in.	Q mm/in.	No. of latches	Optional Panel
EXE12126SS61	305 x 305 x 152 12.00 x 12.00 x 6.00	32 1.25	152 6.00	241 9.50	95 3.75	1	CP1212G
EXE12128SS61	305 x 305 x 203 12.00 x 12.00 x 8.00	1.25 1.25	152 6.00	241 9.50	146 5.75	1	CP1212G
EXE16126SS61	406 x 305 x 152 16.00 x 12.00 x 6.00	76 3.00	203 8.00	241 9.50	95 3.75	1	CP1612G
EXE16128SS61	406 x 305 x 203 16.00 x 12.00 x 8.00	76 3.00	203 8.00	241 9.50	146 5.75	1	CP1612G
EXE16166SS61	406 x 406 x 152 16.00 x 16.00 x 6.00	76 3.00	203 8.00	343 13.50	95 3.75	1	CP1616G
EXE16168SS61	406 x 406 x 203 16.00 x 16.00 x 8.00	76 3.00	203 8.00	343 13.50	146 5.75	1	CP1616G
EXE20166SS61	508 x 406 x 152 20.00 x 16.00 x 6.00	76 3.00	254 10.00	343 13.50	95 3.75	1	CP2016G
EXE20168SS61	508 x 406 x 203 20.00 x 16.00 x 8.00	76 3.00	254 10.00	343 13.50	146 5.75	1	CP2016G
EXE20208SS61	508 x 508 x 203 20.00 x 20.00 x 8.00	76 3.00	254 10.00	445 17.50	146 5.75	1	CP2020G
EXE24208SS61	610 x 508 x 203 24.00 x 20.00 x 8.00	76 3.00	305 12.00	445 17.50	146 5.75	1	CP2420G
EXE24248SS61	610 x 610 x 203 24.00 x 24.00 x 8.00	76 3.00	305 12.00	546 21.50	146 5.75	2	CP2424G
EXE242412SS61	610 x 610 x 305 24.00 x 24.00 x 12.00	76 3.00	305 12.00	546 21.50	178 7.00	2	CP2424G
EXE30208SS61	762 x 508 x 203 30.00 x 20.00 x 8.00	76 3.00	381 15.00	445 17.50	146 5.75	2	CP3020G
EXE30248SS61	762 x 610 x 203 30.00 x 24.00 x 8.00	76 3.00	381 15.00	546 21.50	146 5.75	2	CP3024G
EXE303012SS61	762 x 762 x 305 30.00 x 30.00 x 12.00	76 3.00	381 15.00	546 21.50	178 7.00	2	CP3030G
EXE36248SS61	914 x 610 x 203 36.00 x 24.00 x 8.00	76 3.00	457 18.00	546 21.50	146 5.75	2	CP3624G



89083150

GLAND PLATE



89083184

BULLETIN: HL2

Standard Product Gland Plate

Catalog Number	Description	Cutout Size mm/in.	W x H mm/in.
GPS126SS6	Gland plate for 12-in. x 6-in. side with ground	191 x 95 7.50 x 3.75	228 x 133 8.98 x 5.23
GPS128SS6	Gland plate for 12-in. x 8-in. side with ground	191 x 146 7.50 x 5.75	228 x 184 8.98 x 7.23
GP126SS6	Gland plate for 12-in. x 6-in. surface without ground	241 x 95 9.50 x 3.75	279 x 133 10.98 x 5.23
GP128SS6	Gland plate for 12-in. x 8-in. surface without ground	241 x 146 9.50 x 5.75	279 x 184 10.98 x 7.23
GP166SS6	Gland plate for 16-in. x 6-in. surface without ground	343 x 95 13.50 x 3.75	380 x 133 14.98 x 5.23
GP168SS6	Gland plate for 16-in. x 8-in. surface without ground	343 x 146 13.50 x 5.75	380 x 184 14.98 x 7.23
GP206SS6	Gland plate for 20-in. x 6-in. surface without ground	445 x 95 17.50 x 3.75	482 x 133 18.98 x 5.23
GP208SS6	Gland plate for 20-in. x 8-in. surface without ground	446 x 146 17.50 x 5.75	482 x 184 18.98 x 5.23
GP248SS6	Gland plate for 24-in. x 8-in. surface without ground	546 x 146 21.50 x 5.75	584 x 184 22.98 x 7.23
GP2412SS6	Gland plate for 24-in. x 12-in. surface without ground	246 x 178 21.50 x 7.00	584 x 215 22.98 x 8.48

GP2412SS6 is also used on 30-in. wide, 12-in. deep standard enclosure bottom.

ATEX DIRECTIVE AND CLASSIFICATION SYSTEM

Since 2003, manufacturers across the European Union (EU) have been obliged to comply with strict new EU directives governing safety in explosive atmospheres. Called ATEX (from the French *ATmosphères EXplosives*), ATEX Directive 94/9/EC has an impact not only on European manufacturers, but also on non-European makers of industrial equipment wishing to sell in Europe.

Two of the most common classification systems for hazardous locations are the NEC Division Classification system and the Zone Classification system used by the European Union (EU) and the International Electrotechnical Commission (IEC).

Article 500 of the NEC also classifies hazardous locations according to the properties of the flammable vapors, liquids or gases, or according to the combustible dusts or fibers that may be present and the likelihood that a flammable or combustible concentration or quantity is present. Articles 505 and 506 of the NEC refer to zone classifications. Refer to the Technical Information section of the Specifier's Guide for specific definitions and additional information.

Hoffman's ATEX enclosures are not intended for use in explosion-proof or flame-proof (Ex d) applications.

NEC Divisions and IEC Zones (Not Interchangeable)

Frequency of Hazard Occurrence	NEC Division Classification System	EU and IEC Zone Classification System
Continuous Hazard	Division 1	Zone 0
Intermittent, Periodic Hazards	Division 1	Zone 1
Abnormal Condition Hazard	Division 2	Zone 2